

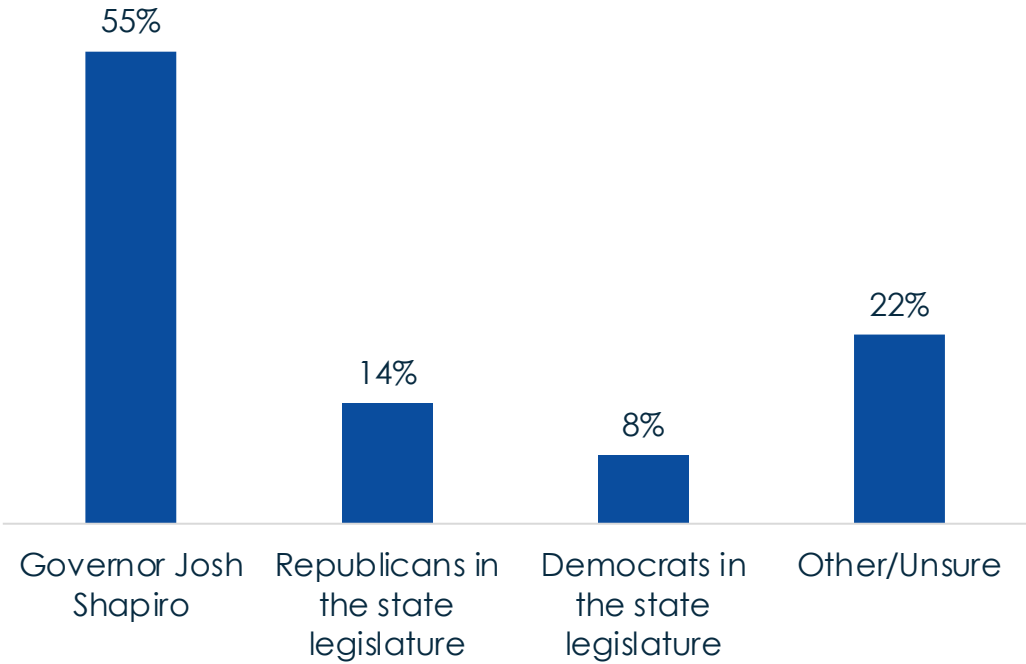
OPINION SURVEY

VIEWS OF LIKELY VOTERS IN PENNSYLVANIA



Voters are overwhelmingly looking for Governor Shapiro to lead, viewing him as ultimately responsible for finalizing the state budget.

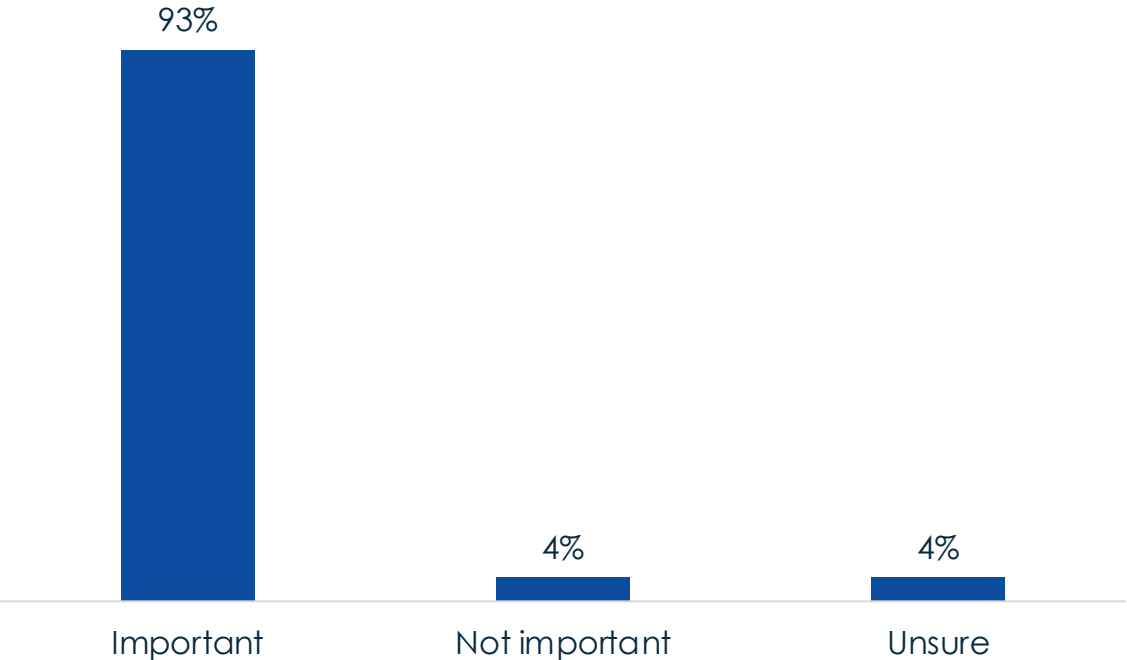
Q: Who do you think is ultimately responsible for making sure the state budget gets finalized?



	Shapiro	GOP in Legislature	Dems in Legislature
Overall	55%	14%	8%
Independent	63%	5%	5%
Male	61%	14%	7%
Suburban	60%	13%	9%
White	57%	14%	5%
Republican	55%	15%	8%
Parent	54%	16%	11%
Democrat	52%	16%	10%
Female	50%	14%	9%
Urban	50%	14%	8%
Rural	49%	16%	7%
Black/African American	44%	22%	22%

More than nine-in-ten voters say it is important for leaders to achieve a bi-partisan budget agreement.

Q: How important is it to you personally that leaders in Pennsylvania of all political parties come together and pass a budget agreement that is bi-partisan?

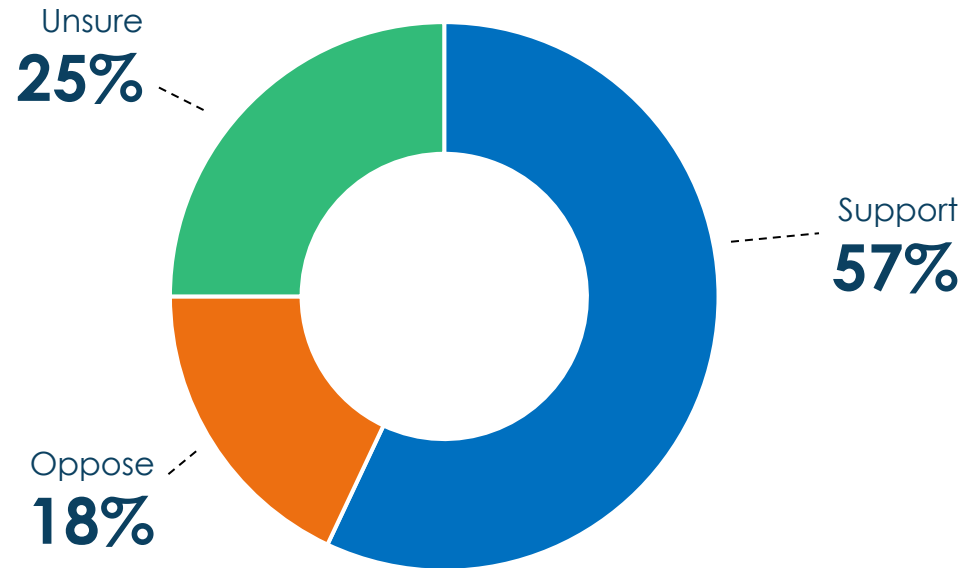


	% Important
Overall	93%
Male	95%
Democrat	95%
Urban	95%
Black/African American	94%
Suburban	93%
White	93%
Independent	92%
Rural	92%
Female	91%
Republican	91%
Parent	88%

Nearly six-in-ten say Governor Shapiro should continue to support funding scholarships for children attending the state's worst-performing schools.

- ❖ Those saying the Governor should support the scholarships is driven by Black/African American voters, urban voters, and parents.
- ❖ A majority of all partisan groups say the Governor should support this legislation.

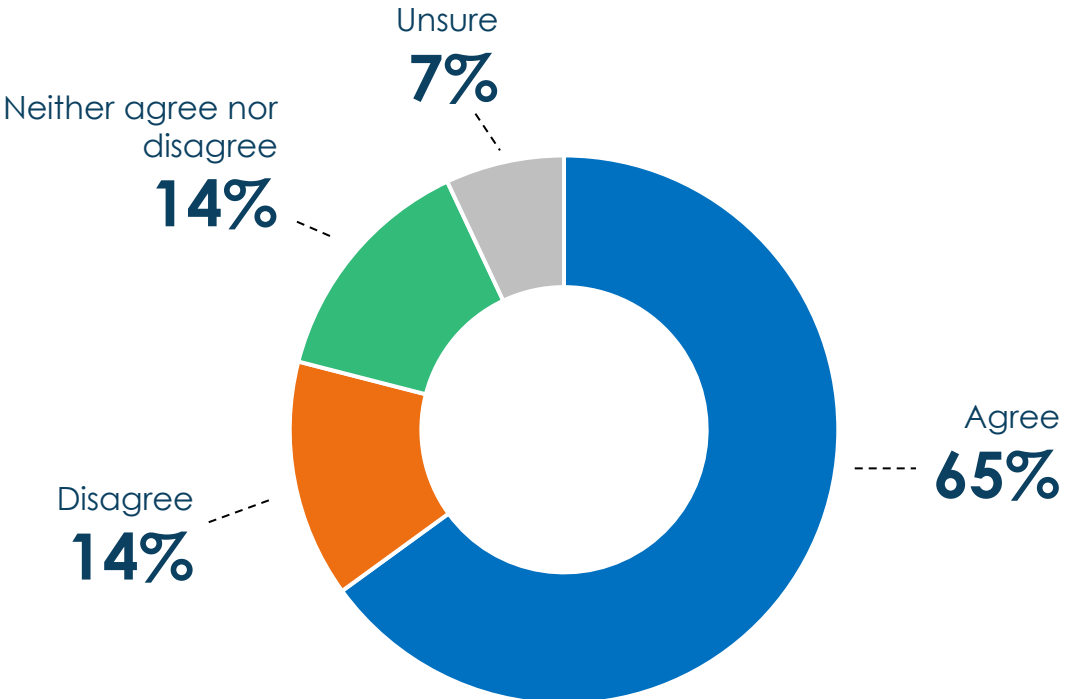
Q: As you may know, Governor Josh Shapiro publicly supported bi-partisan legislation that would fund scholarships for children in Pennsylvania attending the worst-performing schools. The scholarships would provide these children an opportunity to attend a better-performing school. However, Governor Shapiro recently changed his position and withdrew his support for these scholarships, and says he will now block this legislation from becoming law. In thinking about this...Do you think Governor Shapiro should support or oppose the bi-partisan legislation that would fund scholarships for children who attend the state's worst-performing schools?



	% Support
Overall	57%
Black/African American	76%
Urban	65%
Parent	62%
Independent	61%
Democrat	60%
Female	58%
Rural	57%
Male	56%
White	54%
Suburban	54%
Republican	52%

Nearly two-thirds of voters agree that Governor Shapiro should honor the deal he made and fund scholarships for children attending the state's worst-performing schools.

Q: Do you agree or disagree with the following statement: "Governor Shapiro made a bi-partisan deal with the State Senate to support scholarships for children attending the state's worst-performing schools. He should honor the deal he made and fund the scholarships."



	% Agree
Overall	65%
Parent	69%
Urban	68%
Democrat	67%
Black/African American	67%
Female	66%
Independent	66%
Male	65%
White	65%
Suburban	65%
Republican	63%
Rural	63%

Strong majorities support expanding access to educational opportunities, including scholarships for kids to choose alternate schools.

Below is a series of different ideas and proposals that people are talking about in Pennsylvania. Please Indicate if you support or oppose each one.

	% Total Support	% Total Oppose	% Strongly support	% Somewhat at support	% Strongly oppose	% Somewhat oppose	% Unsure
Expanding tax credit scholarships, which allow businesses to donate money to nonprofit organizations that provide scholarships to low-income and middle-income children in Pennsylvania to attend pre-kindergarten or a k-12 private school.	77%	14%	41%	36%	5%	9%	9%
Establishing scholarships for low-income students in Pennsylvania's worst performing (bottom 15%) schools that would help pay for tuition to another k-12 school.	73%	18%	36%	38%	6%	13%	9%
Expanding access to charter schools so that all Pennsylvania children on the waiting list (at least 40,000 statewide) would be allowed to attend a charter school.	73%	17%	38%	34%	9%	9%	10%

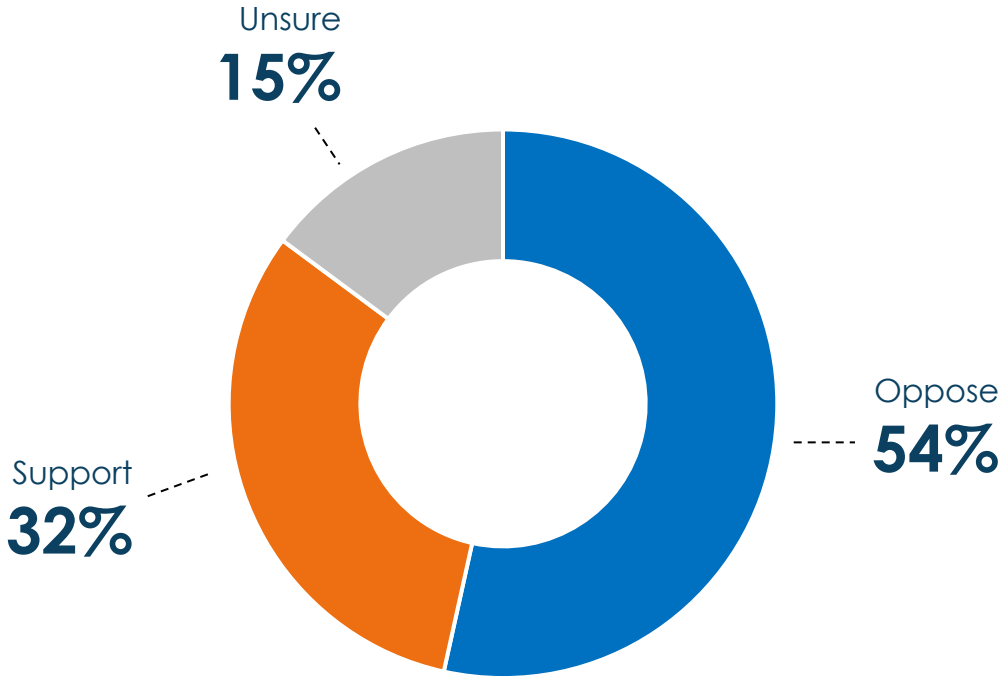
Overwhelming bi-partisan support exists for financial assistance to help children attend another school.

Below is a series of different ideas and proposals that people are talking about in Pennsylvania. Please indicate if you support or oppose each one.

	Total Support	Republican	Democrat	Independent
Expanding tax credit scholarships, which allow businesses to donate money to nonprofit organizations that provide scholarships to low-income and middle-income children in Pennsylvania to attend pre-kindergarten or a k-12 private school.	77%	75%	83%	68%
Establishing scholarships for low-income students in Pennsylvania's worst performing (bottom 15%) schools that would help pay for tuition to another k-12 school.	73%	65%	81%	75%
Expanding access to charter schools so that all Pennsylvania children on the waiting list (at least 40,000 statewide) would be allowed to attend a charter school.	73%	72%	70%	80%

Less than one-third support cutting state funding for cyber charter schools. Support is low among all key groups for these funding cuts.

Q: Cutting state funding for cyber charter schools by 40% per student.

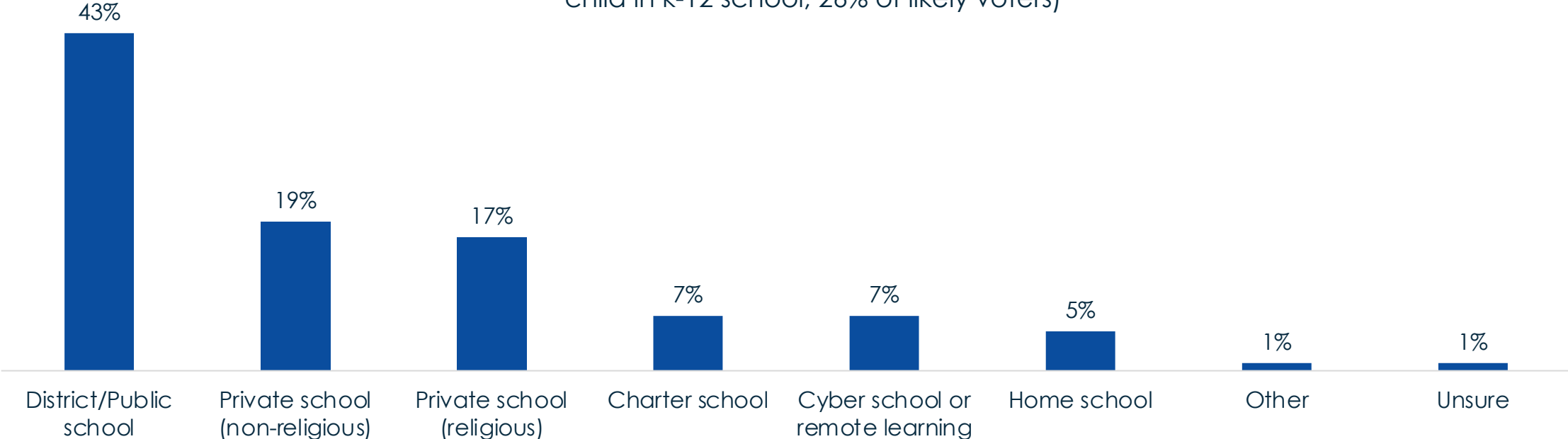


	% Support
Overall	32%
Democrat	37%
Urban	34%
Male	34%
White	32%
Suburban	32%
Parent	31%
Black/African American	30%
Female	30%
Republican	30%
Rural	30%
Independent	25%

If financial costs were of no concern, a majority of parents (56%) would choose an alternative to the district/public school where their child is assigned.

Q: If financial costs were of no concern, what type of school would you select to obtain the best education for your child?

(Asked among those who identify as parent/guardian of a child in k-12 school, 26% of likely voters)



Design and Methodology

Arc Insights conducted this study of likely voters in Pennsylvania. Interviews were collected from an online panel July 14-16, 2023. Survey design and the analysis presented here were carried out by Arc Insights. Fieldwork was led by Dynata, a data and analytics company. The online panel sample was provided by Dynata. The topline results can be [accessed here](#), and crosstabs are [available here](#). The margin of error on this sample is +/- 4%.

Sample Characteristics

Gender	%
Male	47%
Female	53%
Other	*

Age	%
18-44	37%
45-64	38%
65+	25%

Party Registration	%
Democrat	46%
Republican	42%
Independent/Other	12%

Race	%
White	86%
Black	9%
Hispanic/Latino	6%
Asian	4%
Other	2%

About Commonwealth Foundation

The Commonwealth Foundation transforms free-market ideas into public policies so all Pennsylvanians can flourish.

www.CommonwealthFoundation.org

emt@commonwealthfoundation.org

About Arc Insights

Arc is a full-service research and consulting firm that provides opinion insights to shape public affairs campaigns, policy development, and corporate brand strategy.

www.arcinsights.com

info@arcinsights.com